

MRT-RRT Caseload Report

30 April 2012

Summary of lodgements, decisions and cases on hand

MRT													
Reg	Jul	Aug	Sep	Oct	Nov	Dec	Jan	Feb	Mar	Apr	May	Jun	Total
Lodgements													
NSW	422	557	505	456	555	605	543	581	574	559			5,357
Vic	452	478	452	518	614	686	510	613	508	694			5,525
Total	874	1,035	957	974	1,169	1,291	1,053	1,194	1,082	1,253			10,882
Decisions													
NSW	317	373	330	353	395	371	354	401	423	349			3,666
Vic	161	238	217	241	301	303	305	340	335	298			2,739
Total	478	611	547	594	696	674	659	741	758	647			6,405
Active													
NSW	6,213	6,400	6,576	6,681	6,840	7,073	7,262	7,441	7,592	7,802			7,802
Vic	4,971	5,208	5,442	5,717	6,031	6,415	6,620	6,894	7,067	7,463			7,463
Total	11,184	11,608	12,018	12,398	12,871	13,488	13,882	14,335	14,659	15,265			15,265

The MRT clearance rate in April was 52% (62% in NSW and 43% in Victoria). The clearance rate for the year-to-date is 59% (68% in NSW and 50% in Victoria).

RRT													
Reg	Jul	Aug	Sep	Oct	Nov	Dec	Jan	Feb	Mar	Apr	May	Jun	Total
Lodgements													
NSW	165	190	172	130	158	159	149	160	202	156			1,641
Vic	74	107	129	74	120	99	79	87	106	110			985
Total	239	297	301	204	278	258	228	247	308	266			2,626
Decisions													
NSW	132	184	145	128	143	119	132	137	249	120			1,489
Vic	48	63	70	46	81	75	66	88	120	57			714
Total	180	247	215	174	224	194	198	225	369	177			2,203
Active													
NSW	737	732	757	756	770	812	829	850	801	838			838
Vic	425	480	541	572	612	634	647	648	636	688			688
Total	1,162	1,212	1,298	1,328	1,382	1,446	1,476	1,498	1,437	1,526			1,526

The RRT clearance rate in April was 67% (77% in NSW and 52% in Victoria). The clearance rate for the year-to-date is 84% (91% in NSW and 72% in Victoria).

Lodgements

The Tribunals received 1,519 cases in April (MRT - 1253; RRT - 266). A total of 13,508 cases have been received so far this financial year (MRT - 10,882; RRT - 2,626).

MRT

Case category	NSW		Vic		Total	
	Cases	%	Cases	%	Cases	%
Student refusal	1,401	26%	1,716	31%	3,117	29%
Skill linked refusal	874	16%	1,325	24%	2,199	20%
Partner refusal	625	12%	485	9%	1,110	10%
Student cancellation	556	10%	348	6%	904	8%
Visitor refusal	448	8%	343	6%	791	7%
Permanent business refusal	282	5%	381	7%	663	6%
Family refusal	314	6%	264	5%	578	5%
Temporary business refusal	281	5%	243	4%	524	5%
Bridging refusal	200	4%	29	1%	229	2%
Sponsor approval refusal	38	1%	36	1%	74	1%
Other	338	6%	355	6%	693	6%
Total	5,357	100%	5,525	100%	10,882	100%

RRT

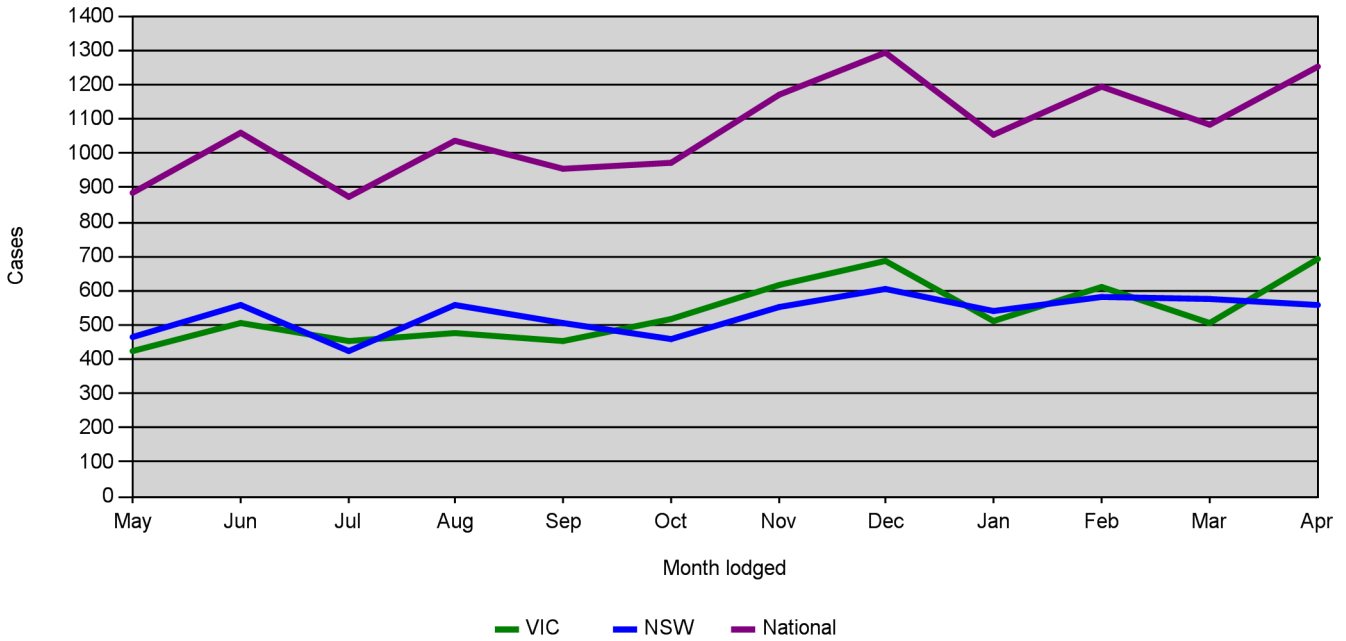
Country	NSW	%	Country	Vic	%	Country	Total	%
China (PRC)	458	28%	India	206	21%	China (PRC)	544	21%
India	164	10%	Pakistan	197	20%	India	370	14%
Nepal	136	8%	China (PRC)	86	9%	Pakistan	272	10%
Egypt	117	7%	Zimbabwe	46	5%	Nepal	163	6%
Fiji	94	6%	Lebanon	31	3%	Egypt	140	5%
Indonesia	80	5%	Sri Lanka	30	3%	Fiji	114	4%
Pakistan	75	5%	Turkey	28	3%	Malaysia	91	3%
Malaysia	64	4%	Malaysia	27	3%	Indonesia	88	3%
Iran	50	3%	Nepal	27	3%	Lebanon	81	3%
Lebanon	50	3%	Nigeria	26	3%	Iran	75	3%
Other	353	22%	Other	281	29%	Other	688	26%
Total	1,641	100%	Total	985	100%	Total	2,626	100%

The Tribunals have received the following monthly court remittals:

Reg	Jul	Aug	Sep	Oct	Nov	Dec	Jan	Feb	Mar	Apr	May	Jun	Total
MRT													
NSW	2	1	2	0	1	0	1	2	1	0			10
VIC	3	1	2	0	0	1	0	2	1	1			11
Total	5	2	4	0	1	1	1	4	2	1			21
RRT													
NSW	2	1	2	2	0	0	1	3	2	2			15
VIC	2	1	2	1	0	3	0	1	0	1			11
Total	4	2	4	3	0	3	1	4	2	3			26

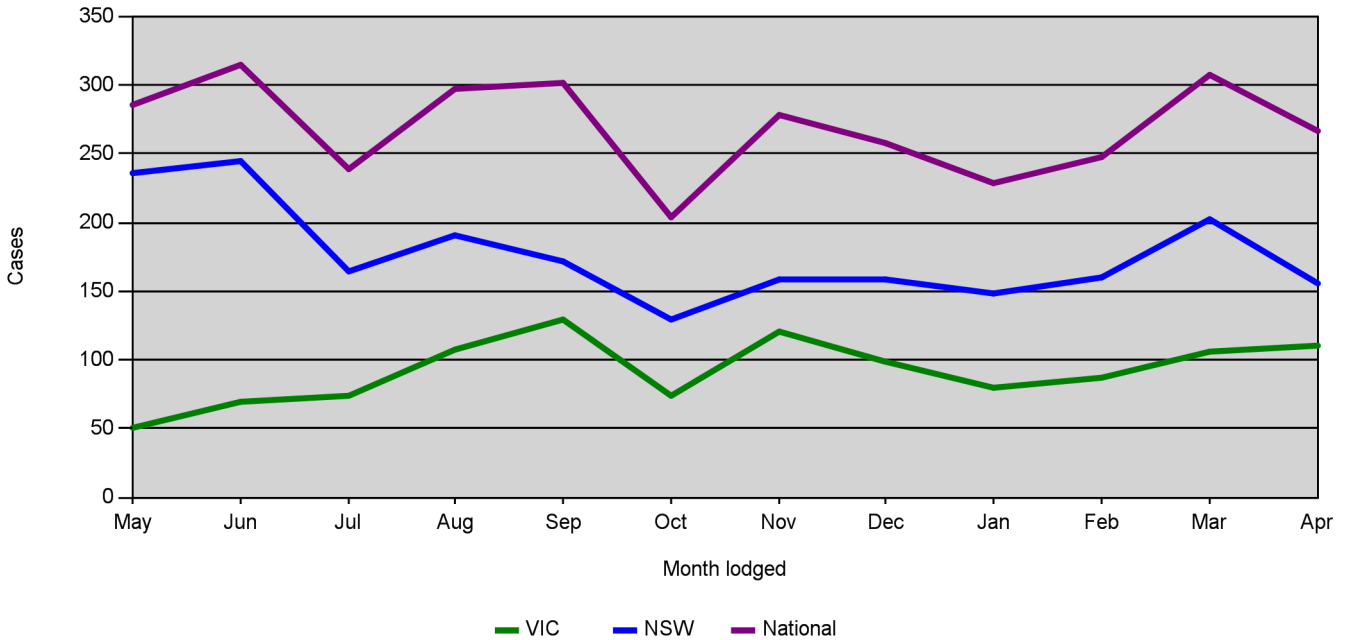
In the previous financial year (2010/11), the MRT received a total of 48 court remittals (27 in NSW and 21 in Victoria) and the RRT received a total of 47 court remittals (25 in NSW and 22 in Victoria).

MRT lodgements in the last 12 months by registry and month



MRT lodgements are up 30% this year compared to the same period last year. 49% of cases were lodged in NSW and 51% were lodged in Victoria (compared to 59% for NSW and 41% for Victoria during the same period last year).

RRT lodgements in the last 12 months by registry and month



RRT lodgements are up 11% this year compared to the same period last year. 62% of cases were lodged in NSW and 38% were lodged in Victoria (compared to 82% for NSW and 18% for Victoria during the same period last year).

Decisions

The Tribunals decided 824 cases in April (MRT - 647; RRT - 177). A total of 8,608 cases have been decided so far this financial year (MRT - 6,405; RRT - 2,203).

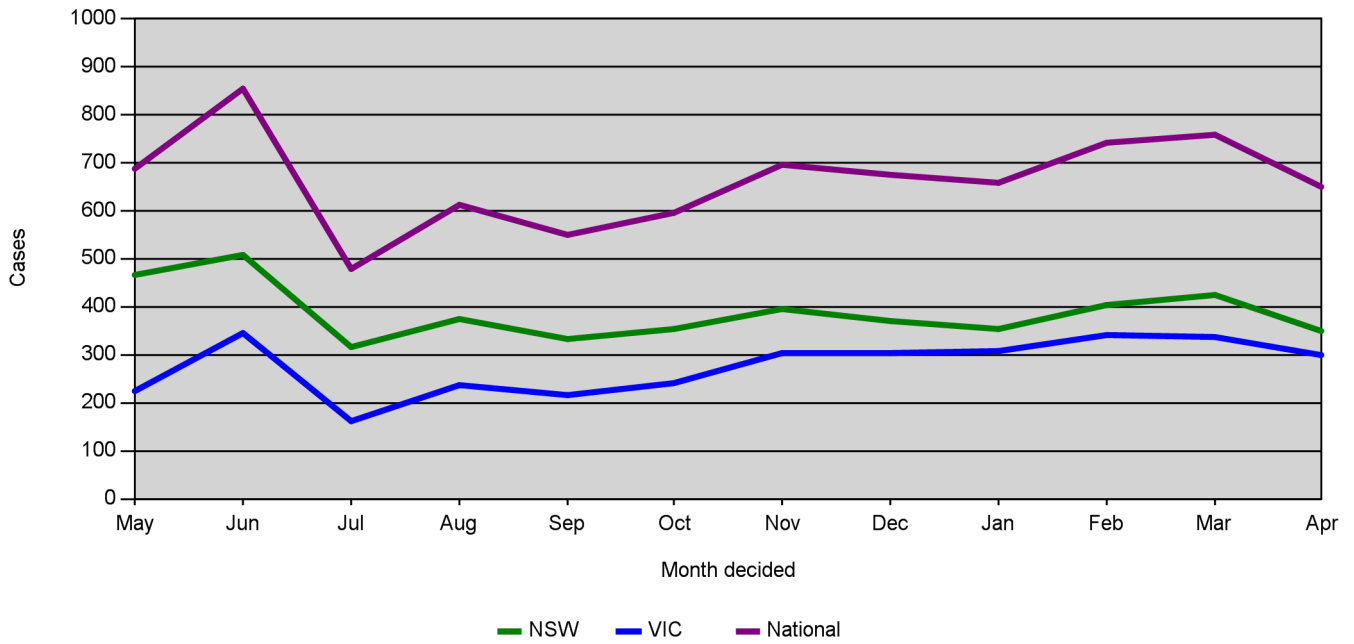
MRT

Case category	NSW		Vic		Total	
	Cases	%	Cases	%	Cases	%
Student refusal	849	23%	1,010	37%	1,859	29%
Partner refusal	614	17%	302	11%	916	14%
Student cancellation	453	12%	259	9%	712	11%
Visitor refusal	314	9%	266	10%	580	9%
Skill linked refusal	238	6%	328	12%	566	9%
Family refusal	272	7%	155	6%	427	7%
Temporary business refusal	295	8%	130	5%	425	7%
Bridging refusal	199	5%	28	1%	227	4%
Permanent business refusal	89	2%	85	3%	174	3%
Sponsor approval refusal	103	3%	38	1%	141	2%
Other	240	7%	138	5%	378	6%
Total	3,666	100%	2,739	100%	6,405	100%

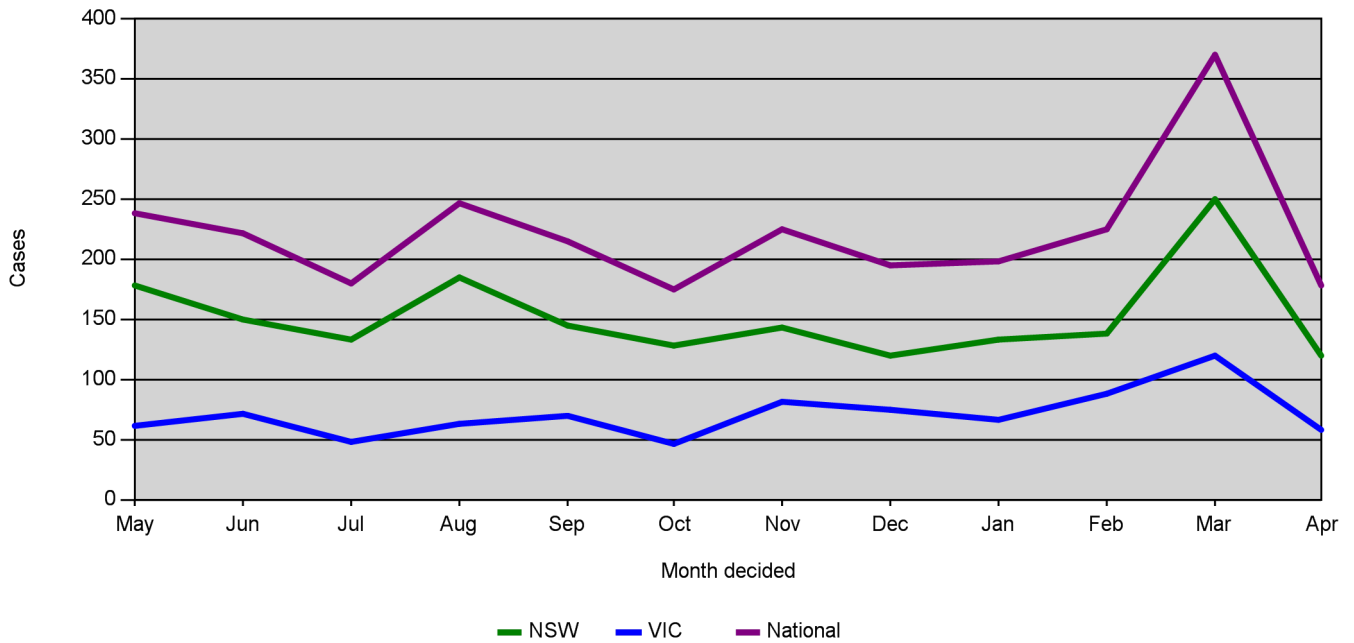
RRT

Country	NSW	%	Country	Vic	%	Country	Total	%
China (PRC)	428	29%	China (PRC)	123	17%	China (PRC)	551	25%
India	138	9%	India	107	15%	India	245	11%
Egypt	130	9%	Pakistan	50	7%	Egypt	172	8%
Indonesia	85	6%	Egypt	42	6%	Fiji	112	5%
Fiji	82	6%	Zimbabwe	40	6%	Pakistan	103	5%
Nepal	63	4%	Nepal	33	5%	Indonesia	102	5%
Pakistan	53	4%	Lebanon	33	5%	Nepal	96	4%
Bangladesh	51	3%	Fiji	30	4%	Lebanon	82	4%
Lebanon	49	3%	Vietnam	30	4%	Malaysia	70	3%
Malaysia	43	3%	Malaysia	27	4%	Zimbabwe	62	3%
Other	367	25%	Other	199	28%	Other	608	28%
Total	1,489	100%	Total	714	100%	Total	2,203	100%

MRT decisions in the last 12 months by registry and month

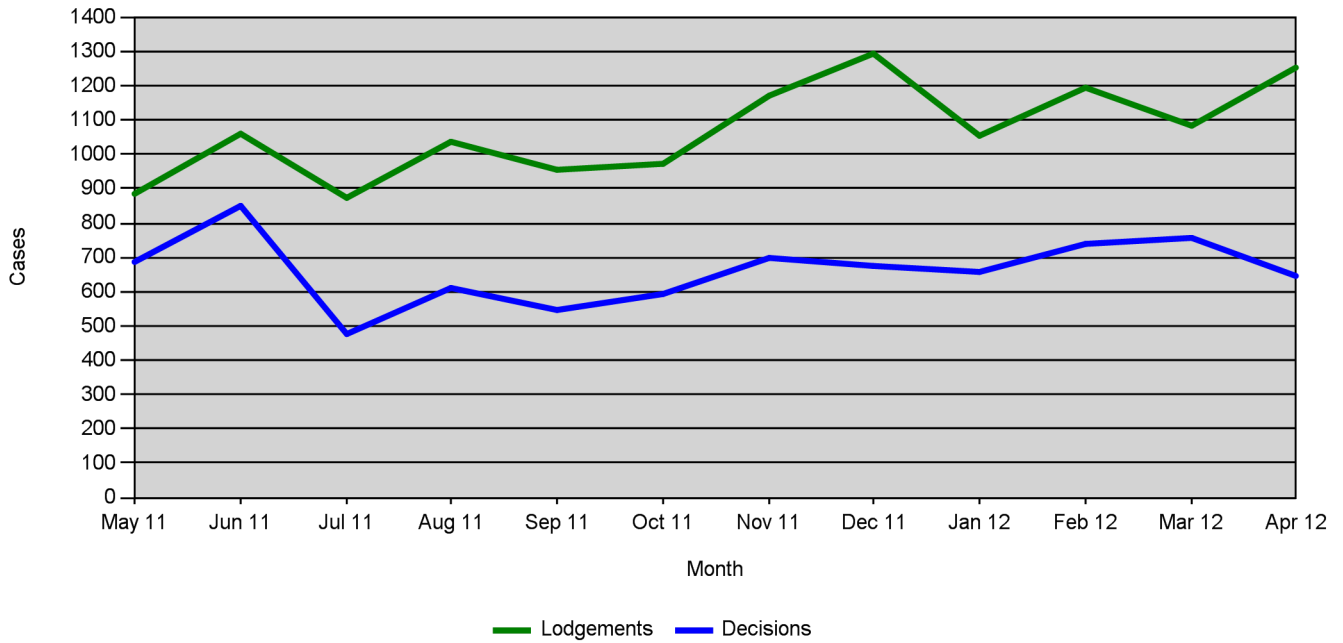


RRT decisions in the last 12 months by registry and month

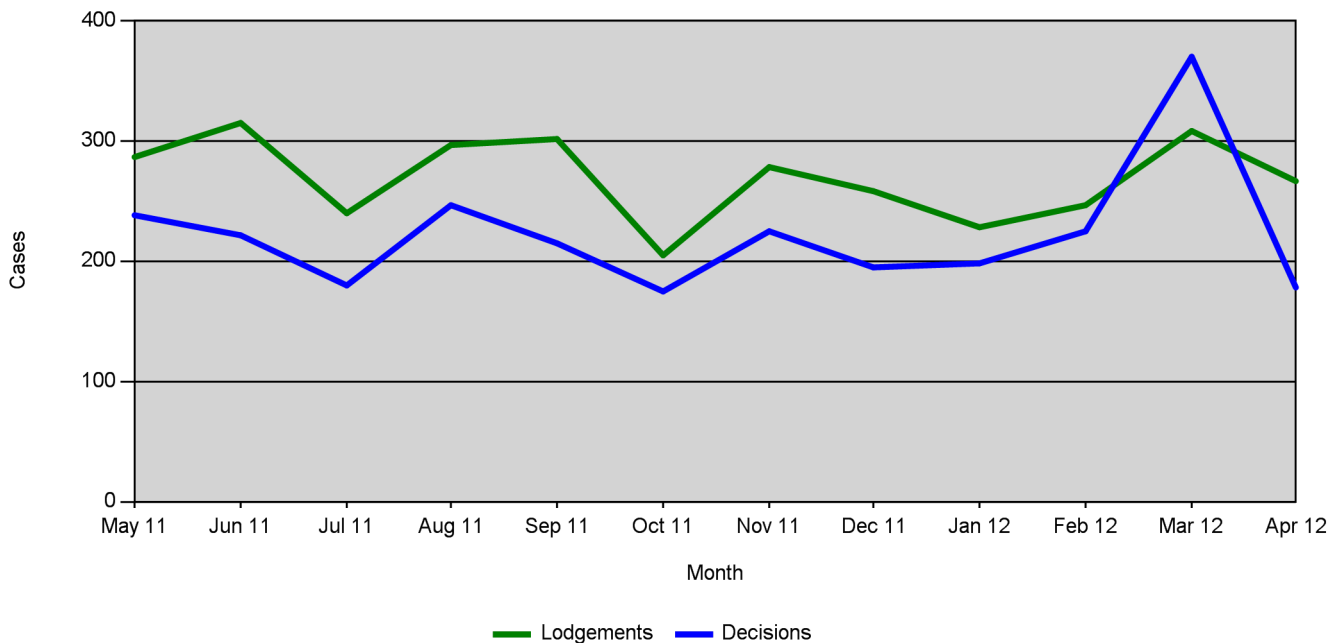


Comparison of monthly lodgements and decisions

MRT lodgements and decisions in the last 12 months by month

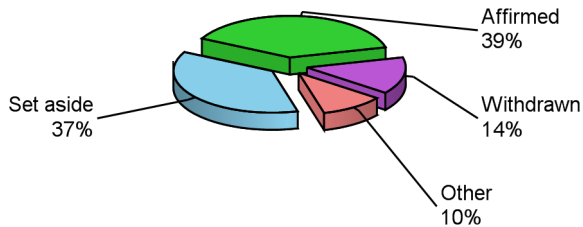


RRT lodgements and decisions in the last 12 months by month

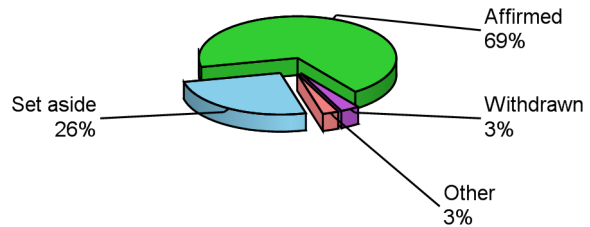


Decision outcomes

MRT decisions by outcome



RRT decisions by outcome



Set aside rates

MRT

Case category	NSW		Vic		Total	
	S/A	%	S/A	%	S/A	%
Student refusal	306	36%	279	28%	585	31%
Partner refusal	313	51%	195	65%	508	55%
Visitor refusal	202	64%	186	70%	388	67%
Skill linked refusal	80	34%	128	39%	208	37%
Family refusal	110	40%	80	52%	190	44%
Student cancellation	102	23%	47	18%	149	21%
Temporary business refusal	83	28%	26	20%	109	26%
Permanent business refusal	17	19%	24	28%	41	24%
Bridging refusal	19	10%	10	36%	29	13%
Sponsor approval refusal	13	13%	4	11%	17	12%
Other	76	32%	51	37%	127	34%
Total	1,321	36%	1,030	38%	2,351	37%

RRT

Country	NSW		Country	Vic		Country	Total	
	S/A	%		S/A	%		S/A	%
Egypt	70	54%	China (PRC)	34	28%	China (PRC)	99	18%
China (PRC)	65	15%	Egypt	27	64%	Egypt	97	56%
Iran	32	78%	Pakistan	25	50%	Iran	45	82%
Turkey	19	68%	Zimbabwe	23	58%	Pakistan	42	41%
Lebanon	18	37%	Lebanon	14	42%	Lebanon	32	39%
Pakistan	17	32%	Iran	13	93%	Zimbabwe	29	47%
India	10	7%	Fiji	10	33%	Turkey	27	61%
Iraq	10	77%	Burma (Myanmar)	9	82%	Fiji	18	16%
Fiji	8	10%	Sri Lanka	9	36%	Burma (Myanmar)	15	75%
Afghanistan	7	78%	Turkey	8	50%	India	14	6%
Other	78	15%	Other	60	18%	Other	148	20%
Total	334	22%	Total	232	32%	Total	566	26%

The set aside rate for cases reconsidered following court remittals so far this financial year is 79% for MRT decisions and 30% for RRT decisions.

Timeliness of decisions

Case type	Cases	Time standard	Average days			% Within standard		
			NSW	Vic	Tot	NSW	Vic	Tot
MRT								
Bridging visas (detention)	220	7 working days from lodgement ¹	7	8	7	96%	88%	95%
Visa cancellations	791	150 calendar days from lodgement	231	193	217	20%	28%	23%
		90 calendar days from constitution	81	92	85	70%	62%	67%
All other cases	5,394	350 calendar days from lodgement	469	439	456	39%	48%	43%
		150 calendar days from constitution	78	85	81	89%	88%	88%
<i>MRT total</i>	<i>6,405</i>	<i>Calendar days since lodgement</i>	<i>413</i>	<i>408</i>	<i>411</i>	<i>39%</i>	<i>46%</i>	<i>42%</i>
RRT								
Detention cases	152	90 calendar days from receipt of Dept file ²	60	73	63	87%	80%	86%
Non-detention cases	2,051	90 calendar days from receipt of Dept file ²	154	155	155	32%	28%	30%
<i>RRT total</i>	<i>2,203</i>	<i>90 calendar days from receipt of Dept file²</i>	<i>147</i>	<i>152</i>	<i>148</i>	<i>36%</i>	<i>30%</i>	<i>34%</i>

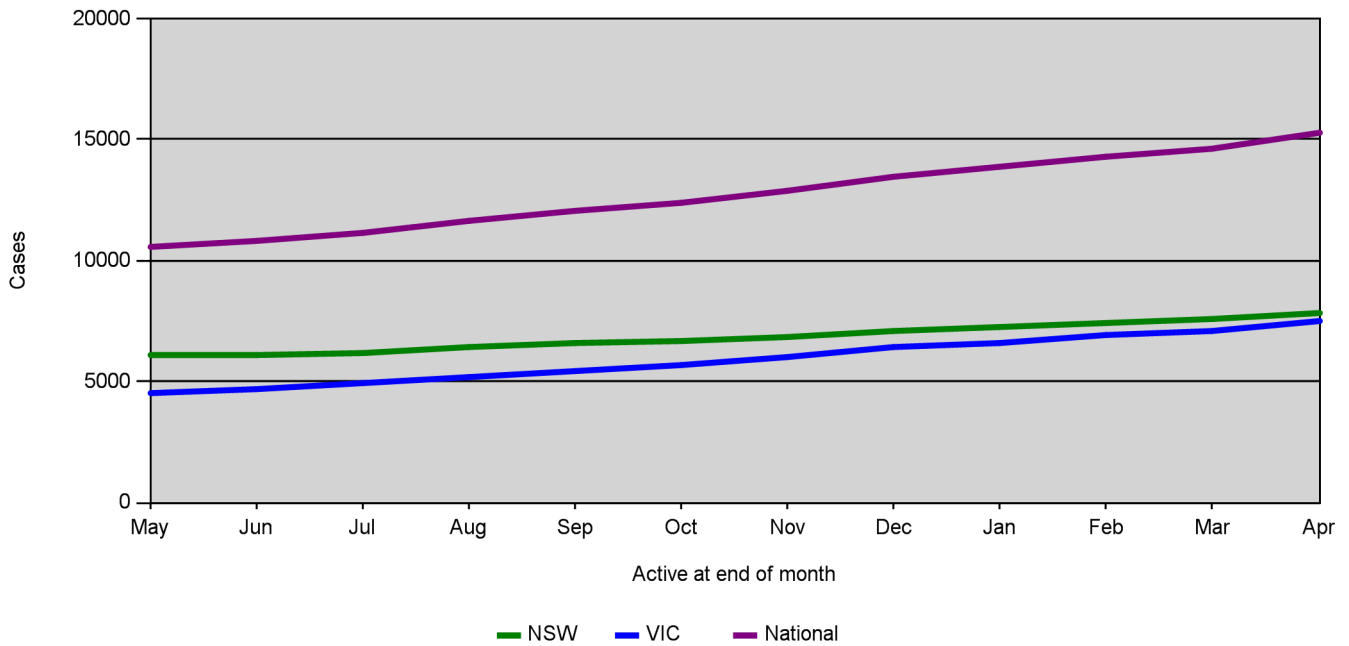
¹Pursuant to s.367(2) of the Migration Act 1958, the Tribunal may, with the agreement of the applicant, extend this period for the purposes of a particular application. This may lead to higher compliance rates for Bridging visa cases. ²90 calendar days from the date the Department's file is received or from the date of lodgement, whichever the later. The time taken to decide a case is taken from the date of constitution if the Department file received date is not available in CaseMate.

Cases on hand

A total of 16,791 cases were on hand as at 30 April 2012.

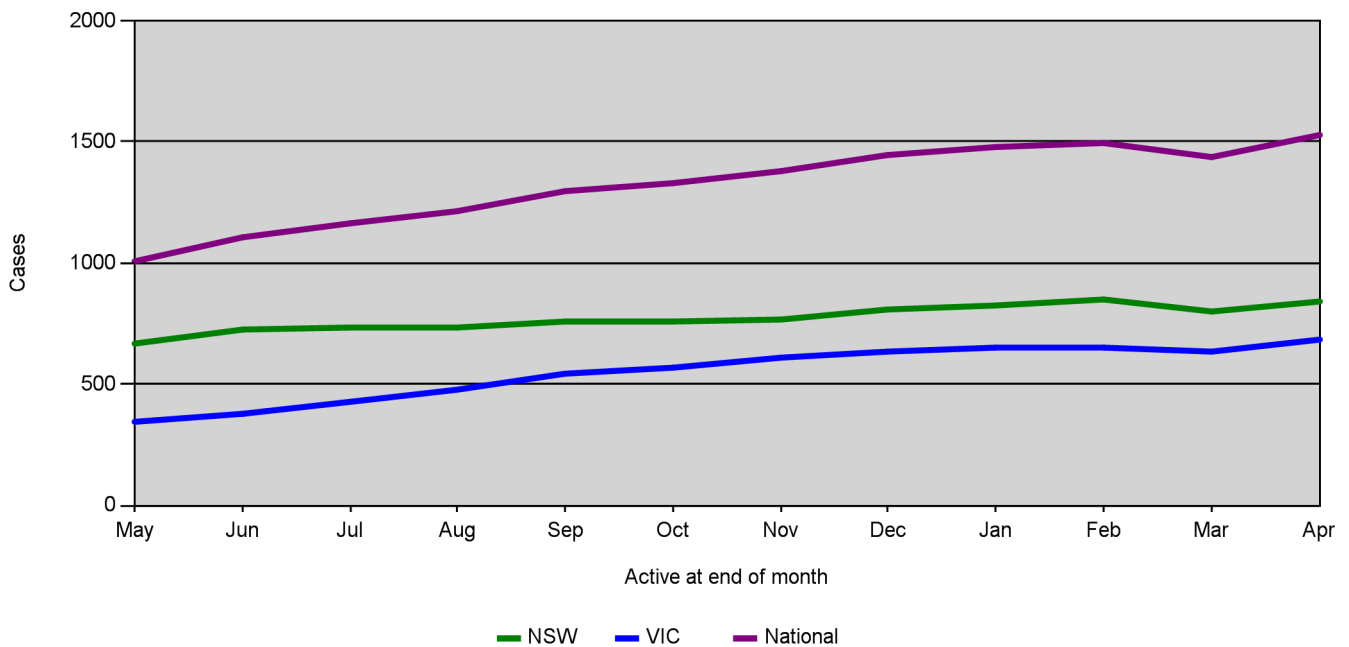
MRT								
Case category	NSW		Vic		Total			
	Cases	%	Cases	%	Cases	%		
Student refusal	2,602	33%	2,373	32%	4,975	33%		
Skill linked refusal	875	11%	1,469	20%	2,344	15%		
Partner refusal	1,117	14%	808	11%	1,925	13%		
Permanent business refusal	529	7%	802	11%	1,331	9%		
Temporary business refusal	591	8%	419	6%	1,010	7%		
Family refusal	575	7%	409	5%	984	6%		
Student cancellation	519	7%	274	4%	793	5%		
Visitor refusal	323	4%	246	3%	569	4%		
Sponsor approval refusal	132	2%	100	1%	232	2%		
Bridging refusal	9	0%	2	0%	11	0%		
Other	530	7%	561	8%	1,091	7%		
Total	7,802	100%	7,463	100%	15,265	100%		
RRT								
Country	NSW	%	Country	Vic	%	Country	Total	%
China (PRC)	224	27%	Pakistan	174	25%	China (PRC)	272	18%
Nepal	108	13%	India	123	18%	Pakistan	228	15%
India	84	10%	China (PRC)	48	7%	India	207	14%
Egypt	66	8%	Zimbabwe	29	4%	Nepal	123	8%
Pakistan	54	6%	Lebanon	27	4%	Egypt	80	5%
Fiji	47	6%	Sri Lanka	26	4%	Fiji	66	4%
Malaysia	25	3%	Turkey	20	3%	Lebanon	50	3%
Iran	23	3%	Fiji	19	3%	Sri Lanka	39	3%
Lebanon	23	3%	Nigeria	19	3%	Iran	39	3%
Indonesia	18	2%	Iran	16	2%	Malaysia	38	2%
Other	166	20%	Other	187	27%	Other	384	25%
Total	838	100%	Total	688	100%	Total	1,526	100%

MRT cases on hand by registry and month



The MRT caseload is up 47% compared to the 10,381 cases that were on hand as at the same time last year.

RRT cases on hand by registry and month



The RRT caseload is up 59% compared to the 961 cases that were on hand as at the same time last year.

Age of cases on hand

As at 30 April 2012, 4406 MRT cases (29%) were over 365 days old and 678 RRT cases (44%) were over 90 days old.

Age	NSW	Vic	Total	%
MRT				
90 days or less (<=3 months)	1,668	1,831	3,499	23%
91 - 183 days (3 to 6 months)	1,480	1,673	3,153	21%
184 - 274 days (6 to 9 months)	1,142	1,203	2,345	15%
275 - 365 days (9 to 12 months)	943	919	1,862	12%
366 - 547 days (12 to 18 months)	1,474	731	2,205	14%
548 days or more (>18 months)	1,095	1,106	2,201	14%
Total	7,802	7,463	15,265	100%

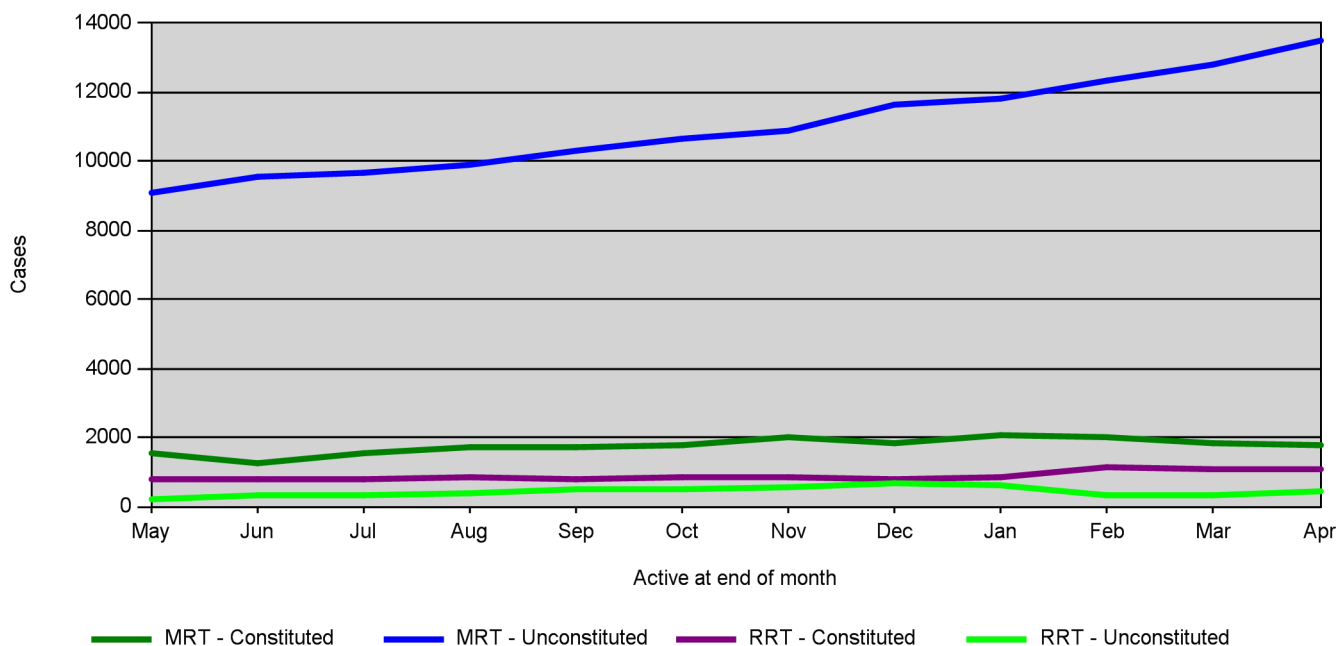
RRT				
30 days or less (<=1 month)	197	135	332	22%
31 - 60 days (1 to 2 months)	171	97	268	18%
61 - 90 days (2 to 3 months)	148	100	248	16%
91 - 183 days (3 to 6 months)	236	193	429	28%
184 - 274 days (6 to 9 months)	58	112	170	11%
275 days or more (>9 months)	28	51	79	5%
Total	838	688	1,526	100%

Constitutions

MRT - 1,782 cases (12%) were with Members as at the end of April and 13,483 cases (88%) were awaiting constitution.

RRT - 1,058 cases (69%) were with Members as at the end of April and 468 cases (31%) were awaiting constitution.

MRT-RRT constituted/unconstituted active cases by month



Constitutions by month

Reg	Jul	Aug	Sep	Oct	Nov	Dec	Jan	Feb	Mar	Apr	May	Jun	Tot
Potential no jurisdiction													
NSW	71	80	96	81	93	52	54	91	75	62			755
Vic	31	36	46	37	60	29	45	56	45	47			432
<i>Total</i>	<i>102</i>	<i>116</i>	<i>142</i>	<i>118</i>	<i>153</i>	<i>81</i>	<i>99</i>	<i>147</i>	<i>120</i>	<i>109</i>			<i>1,187</i>
Detention													
NSW	31	39	47	23	32	27	29	28	40	18			314
Vic	2	2	6	6	13	9	5	5	7	7			62
<i>Total</i>	<i>33</i>	<i>41</i>	<i>53</i>	<i>29</i>	<i>45</i>	<i>36</i>	<i>34</i>	<i>33</i>	<i>47</i>	<i>25</i>			<i>376</i>
Other Priority 1													
NSW	248	226	196	218	234	165	184	426	216	147			2,260
Vic	132	224	149	114	123	110	138	301	142	99			1,532
<i>Total</i>	<i>380</i>	<i>450</i>	<i>345</i>	<i>332</i>	<i>357</i>	<i>275</i>	<i>322</i>	<i>727</i>	<i>358</i>	<i>246</i>			<i>3,792</i>
Priority 2													
NSW	222	114	141	161	358	139	236	189	220	209			1,989
Vic	189	149	245	224	251	122	257	300	184	120			2,041
<i>Total</i>	<i>411</i>	<i>263</i>	<i>386</i>	<i>385</i>	<i>609</i>	<i>261</i>	<i>493</i>	<i>489</i>	<i>404</i>	<i>329</i>			<i>4,030</i>
Total													
NSW	572	459	480	483	717	383	503	734	551	436			5,318
Vic	354	411	446	381	447	270	445	662	378	273			4,067
<i>Total</i>	<i>926</i>	<i>870</i>	<i>926</i>	<i>864</i>	<i>1,164</i>	<i>653</i>	<i>948</i>	<i>1,396</i>	<i>929</i>	<i>709</i>			<i>9,385</i>

Unconstituted cases over time standards

Priority	Cases	Priority 1 cases over 28 days*	Priority 2 cases over 3 months
No priority specified			
NSW	6		0%
Vic	7		0%
Priority 1 cases			
NSW	771		66%
Vic	564		69%
Priority 2 cases			
NSW	6,429		78%
Vic	6,174		73%

*Date of lodgement or date Priority 2 case given Priority 1 status.

Workload indicators

Item	Jul	Aug	Sep	Oct	Nov	Dec	Jan	Feb	Mar	Apr	May	Jun	Tot
All incoming correspondence (including submissions)													
NSW	1,934	2,463	2,078	2,010	2,459	2,127	2,063	2,479	2,628	2,017			22,258
QLD	0	0	0	2	5	5	1	6	4	8			31
SA	7	18	20	26	32	15	12	11	11	14			166
Vic	1,858	2,512	2,539	2,786	3,240	2,922	2,801	3,274	3,075	3,069			28,076
WA	19	35	21	21	29	27	16	15	37	16			236
Fee waivers processed													
NSW	31	84	41	34	33	33	38	100	64	46			504
Vic	46	45	38	22	85	46	13	28	29	37			389

Item	Jul	Aug	Sep	Oct	Nov	Dec	Jan	Feb	Mar	Apr	May	Jun	Tot
Priority letters generated													
NSW	18	16	13	23	8	15	19	8	18	21			159
Vic	19	10	13	16	29	19	20	8	8	8			150
FOI requests received													
NSW	34	58	41	35	54	46	26	45	36	36			411
Vic	22	37	38	22	31	20	24	42	37	21			294
Access requests (362A) received													
NSW	85	116	112	82	111	108	76	99	103	74			966
QLD	0	0	0	0	0	0	0	1	0	0			1
Vic	58	51	58	65	60	43	38	49	51	39			512
359/424 letters created													
NSW	212	237	196	168	300	227	264	269	236	155			2,264
QLD	0	0	0	0	1	0	0	0	0	0			1
SA	0	1	0	0	0	0	0	0	0	0			1
Vic	65	104	140	125	123	134	125	179	149	145			1,289
WA	1	2	1	0	4	1	6	5	1	1			22
Hearings held (including combined hearings)*													
NSW	268	318	316	295	387	274	279	385	351	331			3,204
Vic	179	224	230	260	287	236	205	256	280	234			2,391
Hearings did not proceed - Applicant related*													
NSW	109	119	95	78	104	88	113	113	122	102			1,043
Vic	50	66	76	106	138	109	111	130	95	95			976
Hearings did not proceed - Other*													
NSW	53	56	39	40	55	56	50	49	62	59			519
Vic	51	44	44	41	79	47	56	67	73	41			543

*Hearings held' includes hearings finalised as adjourned or completed. 'Hearings did not proceed - Applicant related' includes hearings that were declined or cancelled by the applicant or where the applicant failed to attend a hearing. 'Hearings did not proceed - Other' includes invalid hearing offers, Member cancellations, interpreter issues or unspecified hearing outcomes. Combined hearings not included in count.

Service indicators

Year-to-date	NSW	Vic
FOI/Access timeliness	100%	99%
Average days taken to receive Department files*		
MRT - Decision location not stated	31	21
MRT - Onshore	20	23
MRT - Overseas	37	38
RRT	6	13
Median days taken to receive Department files*		
MRT - Decision location not stated	14	14
MRT - Onshore	13	14
MRT - Overseas	23	24
RRT	5	7

*Excluding court remittals.

State and territory cases

Lodgements by review applicant location (MRT and RRT)

Lodgement	NSW	Vic	Qld	SA	WA	Tas	ACT	NT	Oth	Total
Lodged same State/Territory	4,897	4,473	486	351	512	0	0	0	0	10,719
Lodged elsewhere	108	113	1,208	280	664	51	167	111	87	2,789
Total	5,005	4,586	1,694	631	1,176	51	167	111	87	13,508

Lodgements by review applicant location and category

(Excludes ACT, NT, other)

MRT										
Case category	NSW		Vic		Qld		SA		WA	
	Cases	%	Cases	%	Cases	%	Cases	%	Cases	%
Bridging refusal	193	5%	28	1%	3	0%	0	0%	1	0%
Visitor refusal	374	11%	242	6%	50	3%	44	8%	57	5%
Student refusal	775	22%	1,285	34%	595	39%	143	26%	274	26%
Temporary business refusal	160	4%	182	5%	76	5%	9	2%	54	5%
Permanent business refusal	126	4%	150	4%	108	7%	60	11%	169	16%
Skill linked refusal	639	18%	994	26%	200	13%	96	18%	199	19%
Partner refusal	483	14%	348	9%	106	7%	54	10%	76	7%
Family refusal	264	7%	175	5%	59	4%	36	7%	34	3%
Student cancellation	343	10%	190	5%	207	13%	41	8%	99	9%
Sponsor approval refusal	22	1%	33	1%	8	1%	1	0%	3	0%
Other	181	5%	181	5%	128	8%	56	10%	98	9%
Total	3,560	100%	3,808	100%	1,540	100%	540	100%	1,064	100%

RRT										
Country	NSW	%	Country	Vic	%	Country	Qld	%		
China (PRC)	430	30%	Pakistan	183	24%	India	38	25%		
Egypt	121	8%	India	152	20%	Nepal	23	15%		
India	120	8%	China (PRC)	79	10%	China (PRC)	17	11%		
Nepal	113	8%	Lebanon	31	4%	Fiji	15	10%		
Fiji	81	6%	Sri Lanka	29	4%	Zimbabwe	13	8%		
Indonesia	78	5%	Zimbabwe	24	3%	Pakistan	7	5%		
Malaysia	62	4%	Vietnam	22	3%	Iran	6	4%		
Pakistan	60	4%	Turkey	21	3%	Vietnam	6	4%		
Lebanon	49	3%	Iran	20	3%	Korea, Republic Of	3	2%		
Iran	42	3%	Malaysia	20	3%	Sri Lanka	3	2%		
Other	289	20%	Other	197	25%	Other	23	15%		
Total	1,445	100%	Total	778	100%	Total	154	100%		

Country	SA	%	Country	WA	%
India	35	38%	Zimbabwe	21	19%
Albania	12	13%	India	11	10%
China (PRC)	6	7%	Pakistan	10	9%
Iran	4	4%	Malaysia	8	7%
Nigeria	4	4%	China (PRC)	7	6%
Kenya	3	3%	Turkey	7	6%
Pakistan	3	3%	Kenya	6	5%
Papua New Guinea	3	3%	Nepal	6	5%
Vietnam	3	3%	Burma (Myanmar)	4	4%
Zimbabwe	3	3%	Egypt	4	4%
Other	15	16%	Other	28	25%
Total	91	100%	Total	112	100%

Decisions by review applicant location

Member location	NSW	Vic	Qld	SA	WA	Tas	ACT	NT	Oth	Total
NSW	3,749	58	292	16	47	1	97	58	11	4,361
Qld	57	2	654	1	3	0	0	3	5	726
SA	8	12	1	232	27	0	0	0	2	282
Vic	178	2,310	82	102	285	26	11	7	14	3,028
WA	6	3	0	0	201	0	0	0	1	211
Total	3,998	2,385	1,029	351	563	27	108	68	33	8,608

Caseload summary - Members based in Qld, SA and WA

Location	On hand			Decided		
	MRT	RRT	Total	MRT	RRT	Total
Qld	129	72	201	585	141	726
SA	85	31	116	223	59	282
WA	31	28	59	154	57	211
Total	245	131	376	962	257	1219

Hearings by location and type

State	Hearing outcome					Hearing duration	
	Cancelled	Adjourned	Completed	Other*	Total	Booked	Actual
NSW	1,250	151	2,585	1	3,987	148	108
Qld	326	22	451	1	800	128	85
SA	94	6	218	0	318	130	104
Vic	1,309	118	1,792	1	3,220	142	96
WA	75	8	187	3	273	150	102
Total	3,054	305	5,233	6	8,598	144	102

Other hearing outcomes may include 'Hearing confirmed', 'Invitation sent' or 'No response'. Hearing duration = Average duration in minutes from actual hearing start to actual hearing end for all hearings finalised as 'Completed' or 'Adjourned'.

State	Far end video location											
	Hearing type				AAT							
	Stand	Video	Other*	Total	Syd	Mel	Adel	Bris	Per	Other	Other	Total
NSW	3,565	398	24	3,987	4	31	15	111	20	78	139	398
Qld	719	80	1	800	46	2	3	1	1	0	27	80
SA	286	32	0	318	9	6	1	0	12	0	4	32
Vic	2,615	593	12	3,220	164	4	102	12	203	8	100	593
WA	261	6	6	273	1	0	0	0	0	0	5	6
Total	7,446	1,109	43	8,598	224	43	121	124	236	86	275	1,109

Other hearing types may include 'Interview' or 'Teleconference'.