



Australian Government

Migration Review Tribunal · Refugee Review Tribunal

FEBRUARY 2012 – COMMUNITY LIAISON UPDATE

Dear Community Liaison committee members

Welcome to the MRT-RRT Community Liaison update for February 2012.

Complementary protection

Last week, the tribunals delivered training in complementary protection for members and staff from the tribunals' legal, country advice and policy sections. The training was delivered by Professor Jane McAdam, who has prepared a complementary protection training manual for the tribunals. The training manual prepared by Professor McAdam is now available on the [tribunals' website](#). A [Principal Member Direction 1/2012](#) has also been published, which provides guidance to members dealing with RRT cases when the new complementary protection regime commences.

Professional development program

The tribunals' 2012 member professional development program will continue to focus on complementary protection. In addition to the training delivered last week, further training has been scheduled for May and September to address any additional training requirements that become apparent during the period. A session has been scheduled later this month for Sydney members on the latest events and the situation in Egypt. The session will cover religious groups, political dissidents and other vulnerable groups.

Senate Estimates

The tribunals' Principal Member, Registrar, Deputy Registrar and I appeared before the Senate Standing Committee on Legal and Constitutional Affairs on Monday 13 February. The committee asked questions on the increasing caseload, decision output, member appointments and recruitment, and the tribunals' budget. The transcript will be made available on the [Committee's webpage](#).

Member recruitment

Member and senior member vacancies were advertised in December, with applications closing on 16 January 2012. Over 500 applications for member positions and over 70 applications for senior member positions were received. A selection advisory committee is being established, consistent with the Australian Public Service Commission's guidelines on the appointment of statutory office holders. It is likely that interviews will be held in March. The recruitment round will provide the tribunals with additional resources to manage our increased workload, which will further increase with the RRT being given jurisdiction in relation to irregular maritime arrivals.

Update of 'Guidance on Vulnerable Persons'

The tribunals are currently updating the guidance provided to members and staff on dealing with vulnerable persons. A consultant, Dr Meg Smith, is reviewing the current '[Guidance on Vulnerable Persons](#)' document, which was developed in 2009. Dr Smith is a psychologist, part-time community member of the Mental Health Tribunal NSW and the Guardianship Tribunal NSW, and President of the NSW Association for Mental Health. The tribunals

welcome input from our Community Liaison contacts and will invite members to comment on a draft of the updated guidance document in late February or early March. It is expected that a consultation period of two weeks will be provided.

Stakeholder engagement plan

As mentioned in the January news update, the tribunals are currently reviewing its [2010-11 Stakeholder Engagement Plan](#) and welcome your feedback. This feedback will be used to inform the development of a new stakeholder engagement plan for 2012-14. Comments on the 2010-11 Plan can be emailed to MRT-RRT.Communityliaison@mrt-rrt.gov.au by COB Friday 2 March 2012. If you have any queries about the review please contact Juliet Carnevale, Director Policy and Coordination, on (03) 8600 5822.

Caseload report to 31 January

The tribunals received 1,055 MRT applications in January 2012, which is down from 1,291 cases in December 2011 and 1,169 cases in November 2011. RRT applications also declined in January 2012 to 227, down from 258 in December 2011 and 277 in November 2011. Overall, lodgements have still increased when compared with the same period last year, with MRT lodgements up 24% and RRT lodgements up 10%. A caseload report to 31 January is attached, which details lodgements received, decisions made, time standard indicators and the tribunals' on-hand caseload.

Kind regards,

Amanda MacDonald
Deputy Principal Member

If you have any queries or feedback for the tribunals please [contact us](#).
For further information on the tribunals' operations please visit our [website](#).

MRT-RRT Caseload Report

31 January 2012

Summary of lodgements, decisions and cases on hand

MRT													
Reg	Jul	Aug	Sep	Oct	Nov	Dec	Jan	Feb	Mar	Apr	May	Jun	Total
Lodgements													
NSW	422	557	505	456	555	605	543						3,643
Vic	452	478	452	518	614	686	512						3,712
Total	874	1,035	957	974	1,169	1,291	1,055						7,355
Decisions													
NSW	317	373	330	353	395	371	354						2,493
Vic	161	238	217	241	301	303	305						1,766
Total	478	611	547	594	696	674	659						4,259
Active													
NSW	6,195	6,382	6,558	6,663	6,823	7,057	7,246						7,246
Vic	4,989	5,226	5,460	5,735	6,048	6,431	6,638						6,638
Total	11,184	11,608	12,018	12,398	12,871	13,488	13,884						13,884

The MRT clearance rate in January was 62% (65% in NSW and 60% in Victoria). The clearance rate for the year-to-date is 58% (68% in NSW and 48% in Victoria).

RRT													
Reg	Jul	Aug	Sep	Oct	Nov	Dec	Jan	Feb	Mar	Apr	May	Jun	Total
Lodgements													
NSW	165	190	171	131	157	159	149						1,122
Vic	74	107	129	74	120	99	78						681
Total	239	297	300	205	277	258	227						1,803
Decisions													
NSW	132	184	145	128	143	119	132						983
Vic	48	63	70	46	81	75	66						449
Total	180	247	215	174	224	194	198						1,432
Active													
NSW	737	732	756	757	771	813	829						829
Vic	425	480	541	571	610	632	645						645
Total	1,162	1,212	1,297	1,328	1,381	1,445	1,474						1,474

The RRT clearance rate in January was 87% (89% in NSW and 85% in Victoria). The clearance rate for the year-to-date is 79% (88% in NSW and 66% in Victoria).

Lodgements

The Tribunals received 1,282 cases in January (MRT - 1055; RRT - 227). A total of 9,158 cases have been received so far this financial year (MRT - 7,355; RRT - 1,803).

MRT

Case category	NSW		Vic		Total	
	Cases	%	Cases	%	Cases	%
Student refusal	983	27%	1,338	36%	2,321	32%
Skill linked refusal	468	13%	571	15%	1,039	14%
Partner refusal	445	12%	339	9%	784	11%
Student cancellation	422	12%	267	7%	689	9%
Visitor refusal	299	8%	253	7%	552	8%
Permanent business refusal	187	5%	281	8%	468	6%
Family refusal	215	6%	195	5%	410	6%
Temporary business refusal	196	5%	154	4%	350	5%
Bridging refusal	150	4%	20	1%	170	2%
Sponsor approval refusal	27	1%	26	1%	53	1%
Other	251	7%	268	7%	519	7%
Total	3,643	100%	3,712	100%	7,355	100%

RRT

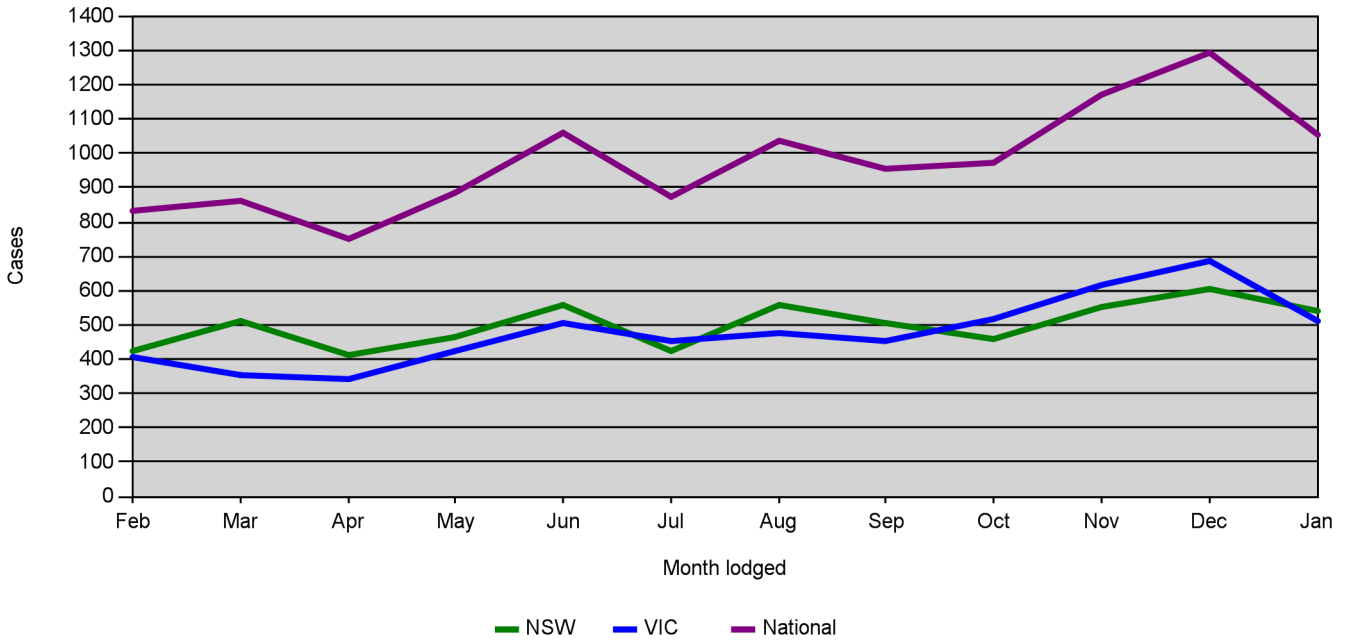
Country	NSW	%	Country	Vic	%	Country	Total	%
China (PRC)	325	29%	India	139	20%	China (PRC)	381	21%
India	108	10%	Pakistan	121	18%	India	247	14%
Egypt	95	8%	China (PRC)	56	8%	Pakistan	164	9%
Fiji	64	6%	Zimbabwe	32	5%	Egypt	113	6%
Nepal	62	6%	Lebanon	25	4%	Nepal	80	4%
Indonesia	56	5%	Turkey	24	4%	Fiji	75	4%
Malaysia	43	4%	Sri Lanka	23	3%	Malaysia	65	4%
Pakistan	43	4%	Iran	23	3%	Lebanon	63	3%
Lebanon	38	3%	Malaysia	22	3%	Indonesia	63	3%
Iran	30	3%	Vietnam	21	3%	Zimbabwe	53	3%
Other	258	23%	Other	195	29%	Other	499	28%
Total	1,122	100%	Total	681	100%	Total	1,803	100%

The Tribunals have received the following monthly court remittals:

Reg	Jul	Aug	Sep	Oct	Nov	Dec	Jan	Feb	Mar	Apr	May	Jun	Total
MRT													
NSW	2	1	2	0	1	0	1						7
VIC	3	1	2	0	0	1	0						7
Total	5	2	4	0	1	1	1						14
RRT													
NSW	2	1	2	2	0	0	1						8
VIC	2	1	2	1	0	3	0						9
Total	4	2	4	3	0	3	1						17

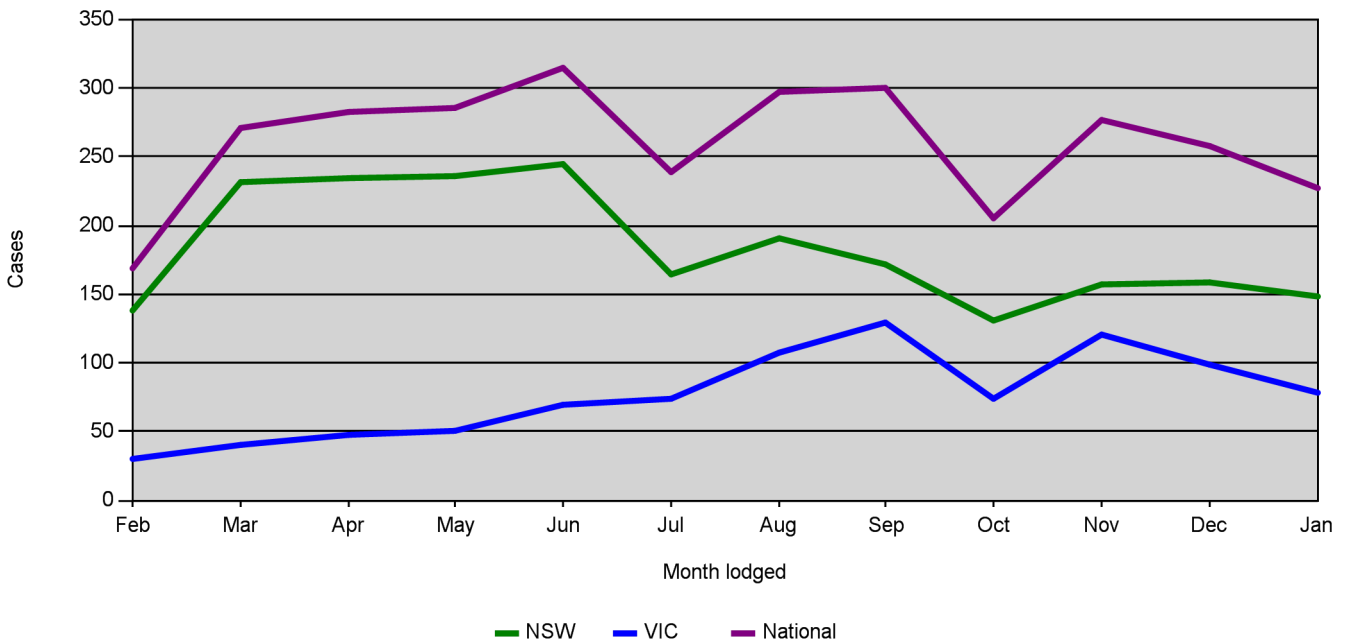
In the previous financial year (2010/11), the MRT received a total of 48 court remittals (27 in NSW and 21 in Victoria) and the RRT received a total of 47 court remittals (25 in NSW and 22 in Victoria).

MRT lodgements in the last 12 months by registry and month



MRT lodgements are up 24% this year compared to the same period last year. 50% of cases were lodged in NSW and 50% were lodged in Victoria (compared to 60% for NSW and 40% for Victoria during the same period last year).

RRT lodgements in the last 12 months by registry and month



RRT lodgements are up 10% this year compared to the same period last year. 62% of cases were lodged in NSW and 38% were lodged in Victoria (compared to 81% for NSW and 19% for Victoria during the same period last year).

Decisions

The Tribunals decided 857 cases in January (MRT - 659; RRT - 198). A total of 5,691 cases have been decided so far this financial year (MRT - 4,259; RRT - 1,432).

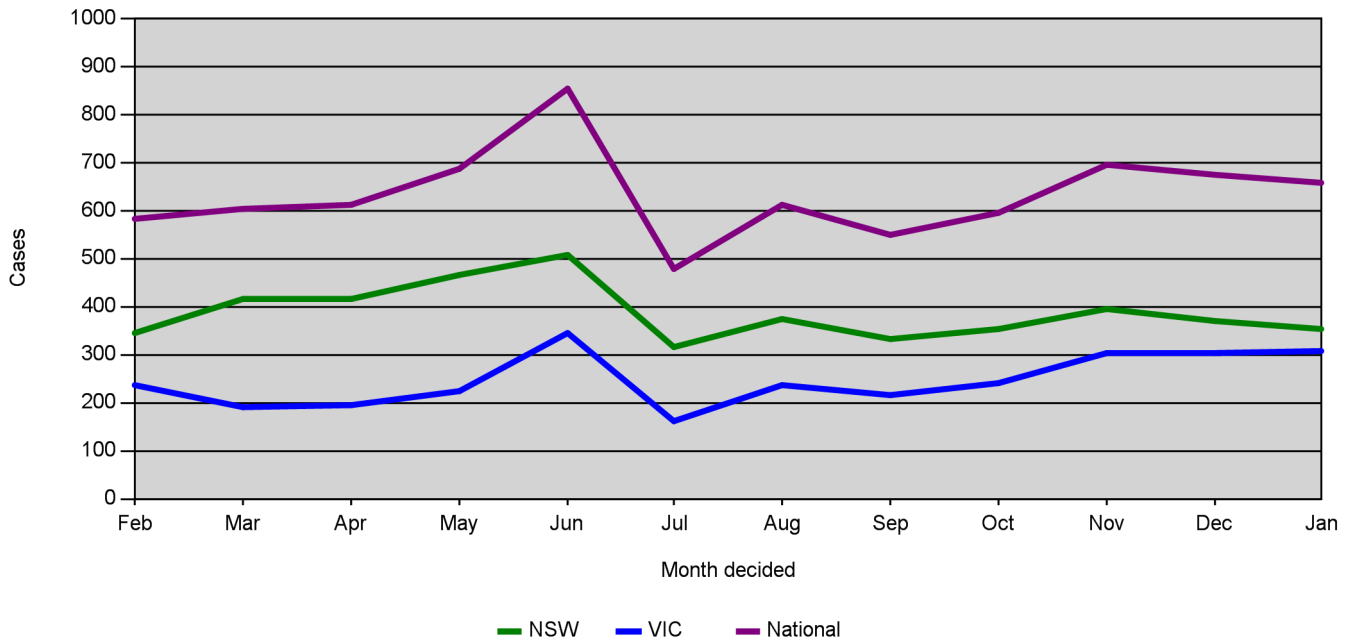
MRT

Case category	NSW		Vic		Total	
	Cases	%	Cases	%	Cases	%
Student refusal	611	25%	651	37%	1,262	30%
Partner refusal	398	16%	192	11%	590	14%
Student cancellation	326	13%	205	12%	531	12%
Visitor refusal	212	9%	207	12%	419	10%
Skill linked refusal	176	7%	201	11%	377	9%
Temporary business refusal	196	8%	59	3%	255	6%
Family refusal	152	6%	94	5%	246	6%
Bridging refusal	150	6%	20	1%	170	4%
Permanent business refusal	47	2%	50	3%	97	2%
Sponsor approval refusal	66	3%	16	1%	82	2%
Other	159	6%	71	4%	230	5%
Total	2,493	100%	1,766	100%	4,259	100%

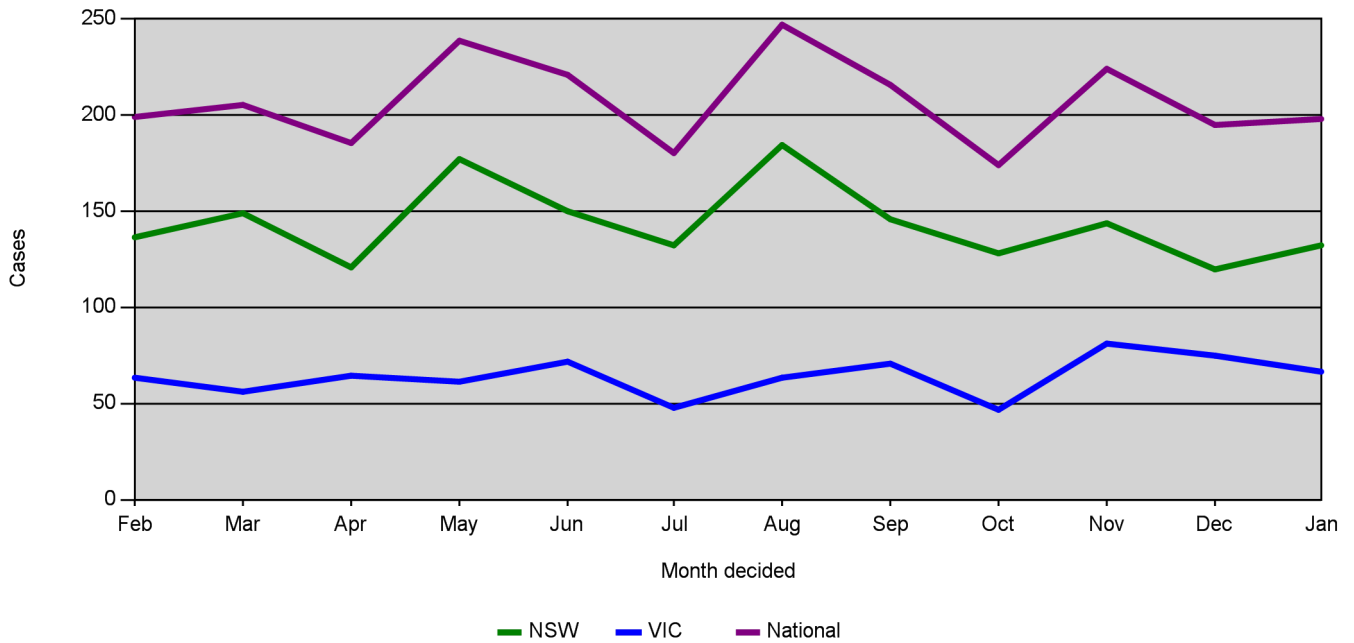
RRT

Country	NSW	%	Country	Vic	%	Country	Total	%
China (PRC)	312	32%	China (PRC)	88	20%	China (PRC)	400	28%
Egypt	94	10%	India	47	10%	Egypt	121	8%
India	70	7%	Zimbabwe	29	6%	India	117	8%
Fiji	68	7%	Egypt	27	6%	Fiji	93	6%
Indonesia	43	4%	Fiji	25	6%	Nepal	58	4%
Bangladesh	40	4%	Nepal	22	5%	Lebanon	57	4%
Lebanon	36	4%	Vietnam	21	5%	Pakistan	55	4%
Nepal	36	4%	Sri Lanka	21	5%	Indonesia	53	4%
Pakistan	34	3%	Pakistan	21	5%	Sri Lanka	41	3%
Malaysia	22	2%	Lebanon	21	5%	Bangladesh	41	3%
Other	228	23%	Other	127	28%	Other	396	28%
Total	983	100%	Total	449	100%	Total	1,432	100%

MRT decisions in the last 12 months by registry and month

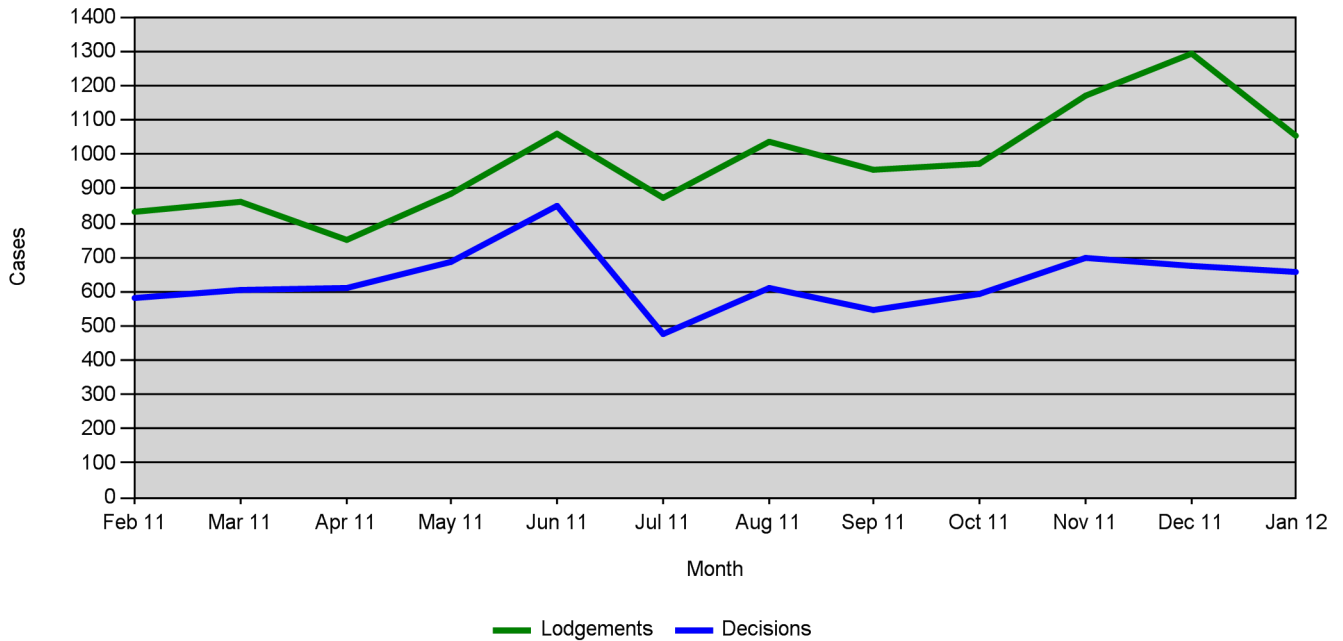


RRT decisions in the last 12 months by registry and month

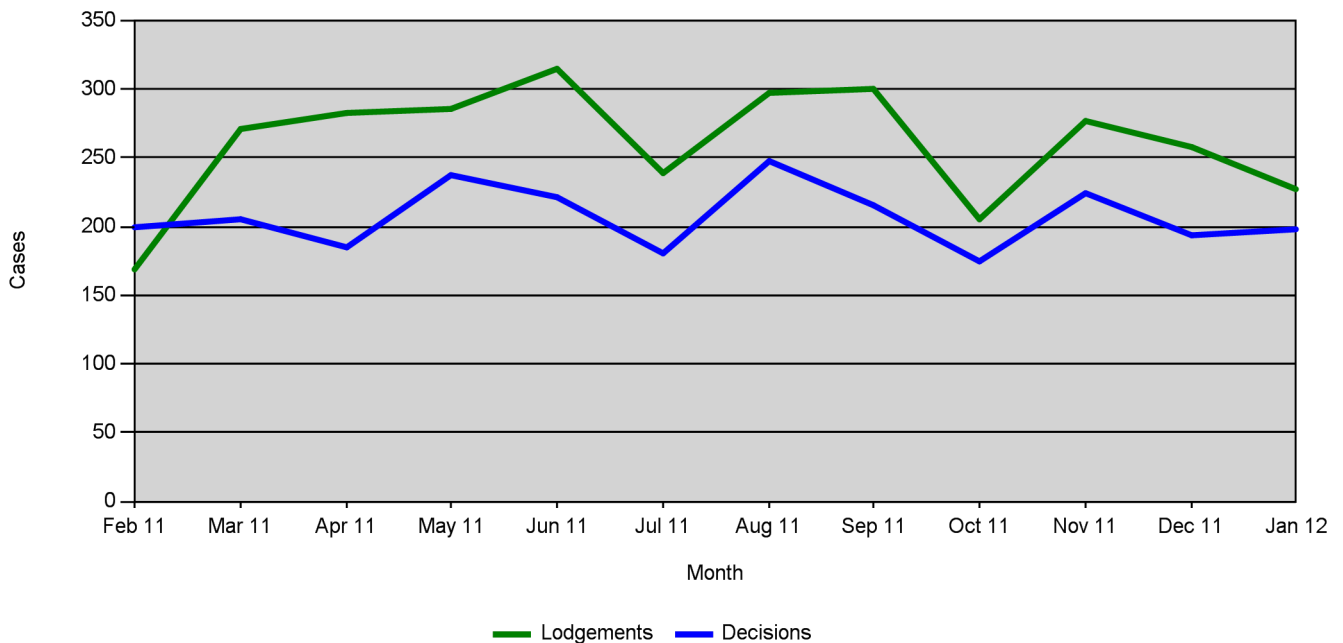


Comparison of monthly lodgements and decisions

MRT lodgements and decisions in the last 12 months by month

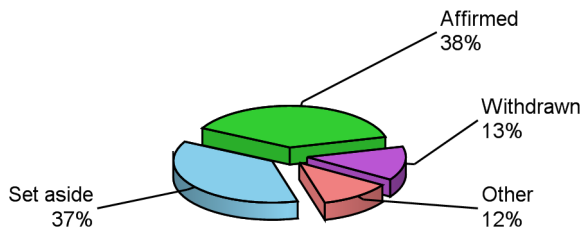


RRT lodgements and decisions in the last 12 months by month

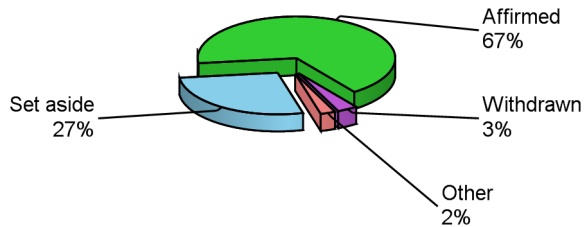


Decision outcomes

MRT decisions by outcome



RRT decisions by outcome



Set aside rates

MRT

Case category	NSW		Vic		Total	
	S/A	%	S/A	%	S/A	%
Student refusal	210	34%	190	29%	400	32%
Partner refusal	212	53%	127	66%	339	57%
Visitor refusal	140	66%	147	71%	287	68%
Skill linked refusal	47	27%	87	43%	134	36%
Student cancellation	75	23%	38	19%	113	21%
Family refusal	60	39%	50	53%	110	45%
Temporary business refusal	56	29%	14	24%	70	27%
Permanent business refusal	7	15%	13	26%	20	21%
Bridging refusal	13	9%	7	35%	20	12%
Sponsor approval refusal	8	12%	2	13%	10	12%
Other	42	26%	25	35%	67	29%
Total	870	35%	700	40%	1,570	37%

RRT

Country	NSW		Country	Vic		Country	Total	
	S/A	%		S/A	%		S/A	%
Egypt	56	60%	China (PRC)	27	31%	China (PRC)	75	19%
China (PRC)	48	15%	Egypt	16	59%	Egypt	72	60%
Iran	16	76%	Zimbabwe	16	55%	Lebanon	25	44%
Lebanon	14	39%	Pakistan	12	57%	Iran	25	81%
Pakistan	11	32%	Lebanon	11	52%	Pakistan	23	42%
Turkey	10	59%	Iran	9	90%	Zimbabwe	20	53%
Iraq	7	78%	Sri Lanka	8	38%	Turkey	16	55%
Fiji	7	10%	Fiji	7	28%	Fiji	14	15%
Palestinian Terr. (W.Bank/Gaza)	6	86%	Turkey	6	50%	Sri Lanka	11	27%
India	6	9%	Nepal	4	18%	Iraq	10	77%
Other	53	17%	Other	40	23%	Other	99	18%
Total	234	24%	Total	156	35%	Total	390	27%

The set aside rate for cases reconsidered following court remittals so far this financial year is 76% for MRT decisions and 30% for RRT decisions.

Timeliness of decisions

Case type	Cases	Time standard	Average days			% Within standard		
			NSW	Vic	Tot	NSW	Vic	Tot
MRT								
Bridging visas (detention)	163	7 working days from lodgement ¹	6	8	7	97%	89%	96%
Visa cancellations	584	150 calendar days from lodgement	222	181	206	21%	30%	25%
		90 calendar days from constitution	86	90	88	68%	63%	66%
All other cases	3,512	350 calendar days from lodgement	451	388	424	41%	57%	48%
		150 calendar days from constitution	77	82	79	89%	90%	89%
<i>MRT total</i>	<i>4,259</i>	<i>Calendar days since lodgement</i>	<i>393</i>	<i>357</i>	<i>378</i>	<i>42%</i>	<i>54%</i>	<i>47%</i>
RRT								
Detention cases	104	90 calendar days from receipt of Dept file ²	58	76	61	88%	80%	87%
Non-detention cases	1,328	90 calendar days from receipt of Dept file ²	144	138	142	37%	35%	36%
<i>RRT total</i>	<i>1,432</i>	<i>90 calendar days from receipt of Dept file²</i>	<i>136</i>	<i>135</i>	<i>136</i>	<i>42%</i>	<i>37%</i>	<i>40%</i>

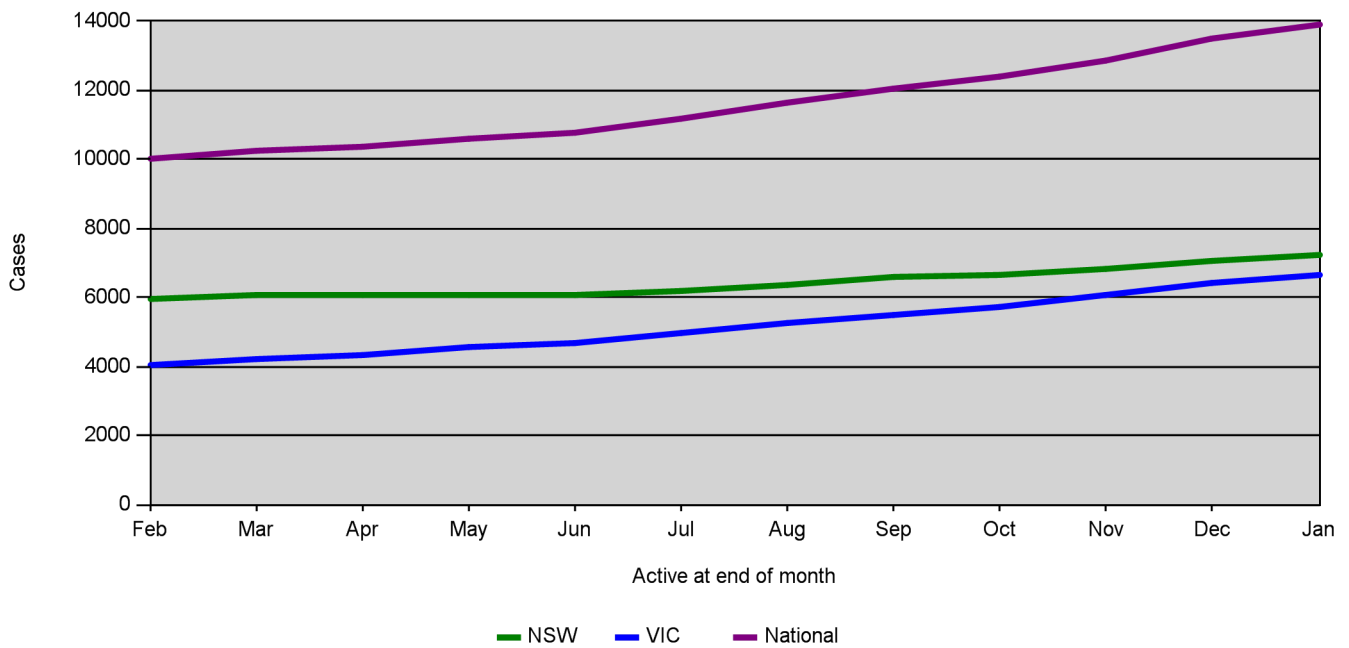
¹Pursuant to s.367(2) of the Migration Act 1958, the Tribunal may, with the agreement of the applicant, extend this period for the purposes of a particular application. This may lead to higher compliance rates for Bridging visa cases. ²90 calendar days from the date the Department's file is received or from the date of lodgement, whichever the later. The time taken to decide a case is taken from the date of constitution if the Department file received date is not available in CaseMate.

Cases on hand

A total of 15,358 cases were on hand as at 31 January 2012.

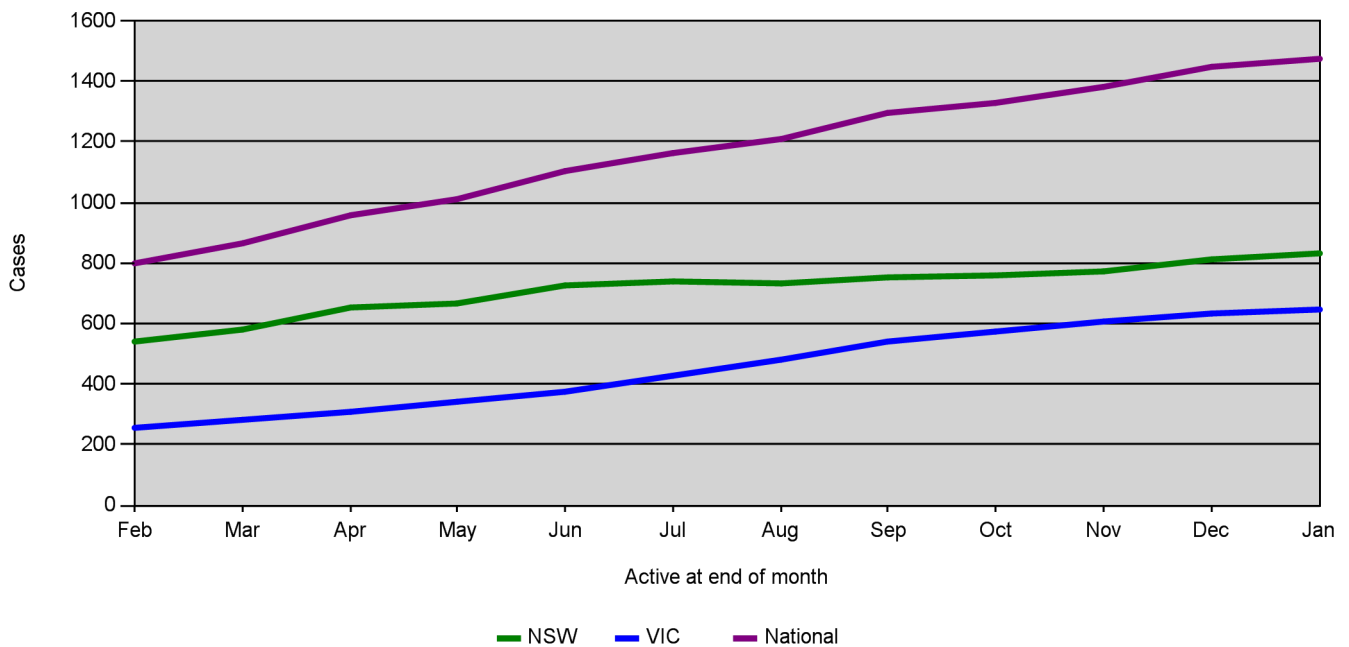
MRT								
Case category	NSW		Vic		Total			
	Cases	%	Cases	%	Cases	%		
Student refusal	2,423	33%	2,353	35%	4,776	34%		
Partner refusal	1,154	16%	771	12%	1,925	14%		
Skill linked refusal	532	7%	841	13%	1,373	10%		
Permanent business refusal	470	6%	743	11%	1,213	9%		
Temporary business refusal	599	8%	407	6%	1,006	7%		
Family refusal	596	8%	401	6%	997	7%		
Student cancellation	512	7%	247	4%	759	5%		
Visitor refusal	276	4%	215	3%	491	4%		
Sponsor approval refusal	155	2%	115	2%	270	2%		
Bridging refusal	8	0%	1	0%	9	0%		
Other	521	7%	544	8%	1,065	8%		
Total	7,246	100%	6,638	100%	13,884	100%		
RRT								
Country	NSW	%	Country	Vic	%	Country	Total	%
China (PRC)	206	25%	Pakistan	127	20%	China (PRC)	260	18%
India	95	11%	India	117	18%	India	212	14%
Egypt	81	10%	China (PRC)	54	8%	Pakistan	168	11%
Nepal	59	7%	Lebanon	33	5%	Egypt	104	7%
Pakistan	41	5%	Zimbabwe	26	4%	Nepal	78	5%
Indonesia	36	4%	Sri Lanka	23	4%	Lebanon	57	4%
Fiji	31	4%	Egypt	23	4%	Fiji	46	3%
Malaysia	26	3%	Turkey	20	3%	Zimbabwe	45	3%
Lebanon	24	3%	Nepal	19	3%	Indonesia	45	3%
Bangladesh	24	3%	Iran	18	3%	Iran	41	3%
Other	206	25%	Other	185	29%	Other	418	28%
Total	829	100%	Total	645	100%	Total	1,474	100%

MRT cases on hand by registry and month



The MRT caseload is up 43% compared to the 9,731 cases that were on hand as at the same time last year.

RRT cases on hand by registry and month



The RRT caseload is up 78% compared to the 829 cases that were on hand as at the same time last year.

Age of cases on hand

As at 31 January 2012, 4419 MRT cases (32%) were over 365 days old and 698 RRT cases (47%) were over 90 days old.

Age	NSW	Vic	Total	%
MRT				
90 days or less (<=3 months)	1,597	1,776	3,373	24%
91 - 183 days (3 to 6 months)	1,314	1,322	2,636	19%
184 - 274 days (6 to 9 months)	1,096	1,041	2,137	15%
275 - 365 days (9 to 12 months)	773	546	1,319	10%
366 - 547 days (12 to 18 months)	1,471	872	2,343	17%
548 days or more (>18 months)	995	1,081	2,076	15%
Total	7,246	6,638	13,884	100%

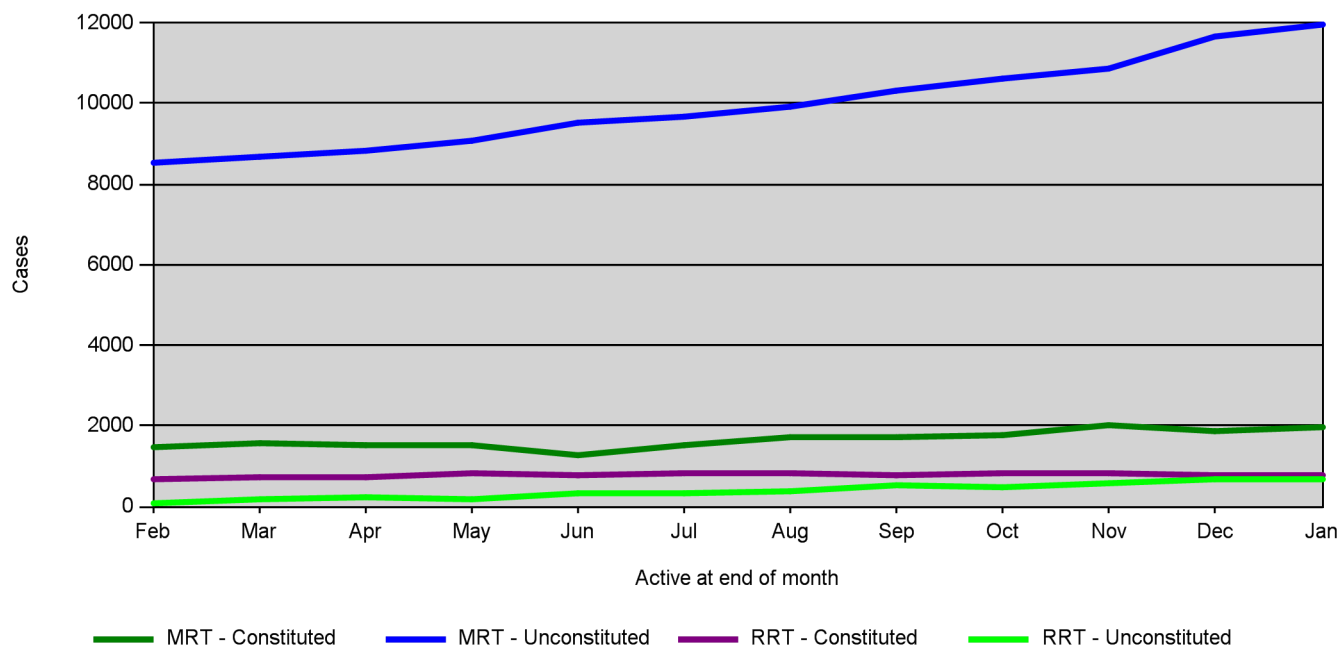
RRT				
30 days or less (<=1 month)	179	122	301	20%
31 - 60 days (1 to 2 months)	132	87	219	15%
61 - 90 days (2 to 3 months)	154	102	256	17%
91 - 183 days (3 to 6 months)	243	233	476	32%
184 - 274 days (6 to 9 months)	71	60	131	9%
275 days or more (>9 months)	50	41	91	6%
Total	829	645	1,474	100%

Constitutions

MRT - 1,946 cases (14%) were with Members as at the end of January and 11,938 cases (86%) were awaiting constitution.

RRT - 787 cases (53%) were with Members as at the end of January and 687 cases (47%) were awaiting constitution.

MRT-RRT constituted/unconstituted active cases by month



Constitutions by month

Reg	Jul	Aug	Sep	Oct	Nov	Dec	Jan	Feb	Mar	Apr	May	Jun	Tot
Potential no jurisdiction													
NSW	71	80	96	80	93	50	51						521
Vic	31	36	46	36	59	29	46						283
<i>Total</i>	<i>102</i>	<i>116</i>	<i>142</i>	<i>116</i>	<i>152</i>	<i>79</i>	<i>97</i>						<i>804</i>
Detention													
NSW	31	39	47	23	32	27	29						228
Vic	2	2	6	6	14	9	5						44
<i>Total</i>	<i>33</i>	<i>41</i>	<i>53</i>	<i>29</i>	<i>46</i>	<i>36</i>	<i>34</i>						<i>272</i>
Other Priority 1													
NSW	248	226	196	218	233	166	187						1,474
Vic	132	224	149	114	122	112	138						991
<i>Total</i>	<i>380</i>	<i>450</i>	<i>345</i>	<i>332</i>	<i>355</i>	<i>278</i>	<i>325</i>						<i>2,465</i>
Priority 2													
NSW	222	114	141	163	360	140	239						1,379
Vic	190	150	245	225	252	122	257						1,441
<i>Total</i>	<i>412</i>	<i>264</i>	<i>386</i>	<i>388</i>	<i>612</i>	<i>262</i>	<i>496</i>						<i>2,820</i>
Total													
NSW	572	459	480	484	718	383	506						3,602
Vic	355	412	446	381	447	272	446						2,759
<i>Total</i>	<i>927</i>	<i>871</i>	<i>926</i>	<i>865</i>	<i>1,165</i>	<i>655</i>	<i>952</i>						<i>6,361</i>

Unconstituted cases over time standards

Priority	Cases	Priority 1 cases over 28 days*	Priority 2 cases over 3 months
No priority specified			
NSW	5		0%
Vic	4		0%
Priority 1 cases			
NSW	887		76%
Vic	661		76%
Priority 2 cases			
NSW	5,786		76%
Vic	5,282		70%

*Date of lodgement or date Priority 2 case given Priority 1 status.

Workload indicators

Item	Jul	Aug	Sep	Oct	Nov	Dec	Jan	Feb	Mar	Apr	May	Jun	Tot
All incoming correspondence (including submissions)													
NSW	1,934	2,463	2,078	2,010	2,459	2,127	2,063						15,134
QLD	0	0	0	2	5	5	1						13
SA	7	18	20	26	32	15	12						130
Vic	1,858	2,512	2,539	2,787	3,240	2,922	2,804						18,662
WA	19	35	21	21	29	27	16						168
Fee waivers processed													
NSW	31	84	41	34	33	33	38						294
Vic	46	45	38	22	85	46	13						295

Item	Jul	Aug	Sep	Oct	Nov	Dec	Jan	Feb	Mar	Apr	May	Jun	Tot
Priority letters generated													
NSW	18	16	13	23	8	15	19						112
Vic	19	10	13	16	29	19	20						126
FOI requests received													
NSW	34	58	41	35	54	46	25						293
Vic	22	37	38	22	31	20	24						194
Access requests (362A) received													
NSW	85	116	112	82	110	104	63						672
Vic	58	51	57	65	60	42	33						366
359/424 letters created													
NSW	212	237	196	168	300	228	256						1,597
QLD	0	0	0	0	1	0	0						1
SA	0	1	0	0	0	0	0						1
Vic	65	104	140	125	123	134	128						819
WA	1	2	1	0	4	1	6						15
Hearings held (including combined hearings)*													
NSW	268	324	324	299	392	278	282						2,167
Vic	179	218	221	256	282	232	201						1,589
Hearings did not proceed - Applicant related*													
NSW	110	122	95	79	105	89	116						716
Vic	49	63	76	105	137	108	108						646
Hearings did not proceed - Other*													
NSW	58	57	39	40	55	56	53						358
Vic	46	43	45	41	79	47	54						355

*Hearings held' includes hearings finalised as adjourned or completed. 'Hearings did not proceed - Applicant related' includes hearings that were declined or cancelled by the applicant or where the applicant failed to attend a hearing. 'Hearings did not proceed - Other' includes invalid hearing offers, Member cancellations, interpreter issues or unspecified hearing outcomes. Combined hearings not included in count.

Service indicators

Year-to-date	NSW	Vic
FOI/Access timeliness	100%	100%
Average days taken to receive Department files*		
MRT - Decision location not stated	19	26
MRT - Onshore	19	23
MRT - Overseas	31	36
RRT	5	15
Median days taken to receive Department files*		
MRT - Decision location not stated	13	15
MRT - Onshore	13	15
MRT - Overseas	21	23
RRT	4	8

*Excluding court remittals.

State and territory cases

Lodgements by review applicant location (MRT and RRT)

Lodgement	NSW	Vic	Qld	SA	WA	Tas	ACT	NT	Oth	Total
Lodged same State/Territory	3,326	2,978	330	272	334	0	0	0	0	7,240
Lodged elsewhere	67	74	847	188	460	39	114	73	56	1,918
Total	3,393	3,052	1,177	460	794	39	114	73	56	9,158

Lodgements by review applicant location and category

(Excludes ACT, NT, other)

MRT										
Case category	NSW		Vic		Qld		SA		WA	
	Cases	%	Cases	%	Cases	%	Cases	%	Cases	%
Bridging refusal	144	6%	19	1%	2	0%	0	0%	1	0%
Visitor refusal	247	10%	168	7%	37	3%	34	8%	48	7%
Student refusal	497	21%	993	39%	470	44%	122	30%	208	29%
Temporary business refusal	113	5%	111	4%	53	5%	7	2%	35	5%
Permanent business refusal	89	4%	103	4%	73	7%	52	13%	119	17%
Skill linked refusal	358	15%	448	18%	85	8%	33	8%	83	12%
Partner refusal	340	14%	241	10%	71	7%	45	11%	52	7%
Family refusal	182	8%	131	5%	46	4%	27	7%	17	2%
Student cancellation	267	11%	144	6%	152	14%	38	9%	72	10%
Sponsor approval refusal	20	1%	22	1%	4	0%	1	0%	3	0%
Other	144	6%	135	5%	84	8%	43	11%	76	11%
Total	2,401	100%	2,515	100%	1,077	100%	402	100%	714	100%

RRT										
Country	NSW	%	Country	Vic	%	Country	Qld	%		
China (PRC)	307	31%	Pakistan	116	22%	India	23	23%		
Egypt	100	10%	India	101	19%	Fiji	13	13%		
India	80	8%	China (PRC)	54	10%	Zimbabwe	10	10%		
Nepal	55	6%	Lebanon	25	5%	China (PRC)	9	9%		
Indonesia	54	5%	Sri Lanka	22	4%	Nepal	8	8%		
Fiji	52	5%	Iran	19	4%	Iran	6	6%		
Malaysia	40	4%	Vietnam	19	4%	Vietnam	5	5%		
Lebanon	37	4%	Turkey	18	3%	Pakistan	4	4%		
Pakistan	35	4%	Zimbabwe	17	3%	Sri Lanka	3	3%		
Iran	23	2%	Malaysia	15	3%	Stateless	3	3%		
Other	209	21%	Other	131	24%	Other	16	16%		
Total	992	100%	Total	537	100%	Total	100	100%		

Country	SA	%	Country	WA	%
India	23	40%	Zimbabwe	15	19%
Albania	9	16%	Malaysia	8	10%
China (PRC)	4	7%	India	6	8%
Iran	3	5%	Nepal	6	8%
Papua New Guinea	3	5%	Turkey	6	8%
Burundi	2	3%	Kenya	5	6%
Egypt	2	3%	Pakistan	5	6%
Korea, Republic Of	2	3%	Burma (Myanmar)	4	5%
Cambodia	1	2%	Bangladesh	3	4%
Fiji	1	2%	China (PRC)	3	4%
Other	8	14%	Other	19	24%
Total	58	100%	Total	80	100%

Decisions by review applicant location

Member location	NSW	Vic	Qld	SA	WA	Tas	ACT	NT	Oth	Total
NSW	2,533	36	197	8	28	0	58	44	6	2,934
Qld	48	1	480	1	4	0	0	3	4	542
SA	7	9	0	134	17	0	0	0	2	169
Vic	132	1,505	16	65	133	14	10	6	11	1,898
WA	6	3	0	0	138	0	0	0	1	148
Total	2,726	1,554	693	208	320	14	68	53	24	5,691

Caseload summary - Members based in Qld, SA and WA

Location	On hand			Decided		
	MRT	RRT	Total	MRT	RRT	Total
Qld	160	47	207	447	95	542
SA	76	29	105	139	30	169
WA	32	13	45	105	43	148
Total	268	89	357	691	168	859

Hearings by location and type

State	Hearing outcome					Hearing duration	
	Cancelled	Adjourned	Completed	Other*	Total	Booked	Actual
NSW	864	100	1,709	1	2,674	151	109
Qld	202	10	327	1	540	128	86
SA	62	5	125	0	192	131	99
Vic	884	84	1,223	1	2,192	144	100
WA	40	6	128	3	177	166	113
Total	2,052	205	3,512	6	5,775	146	103

Other hearing outcomes may include 'Hearing confirmed', 'Invitation sent' or 'No response'. Hearing duration = Average duration in minutes from actual hearing start to actual hearing end for all hearings finalised as 'Completed' or 'Adjourned'.

State	Far end video location											
	Hearing type				AAT							
	Stand	Video	Other*	Total	Syd	Mel	Adel	Bris	Per	Other	Other	Total
NSW	2,395	261	18	2,674	3	22	6	75	13	55	87	261
Qld	489	50	1	540	28	1	1	1	1	0	18	50
SA	165	27	0	192	8	5	1	0	10	0	3	27
Vic	1,764	422	6	2,192	150	4	70	6	130	4	58	422
WA	172	5	0	177	1	0	0	0	0	0	4	5
Total	4,985	765	25	5,775	190	32	78	82	154	59	170	765

Other hearing types may include 'Interview' or 'Teleconference'.